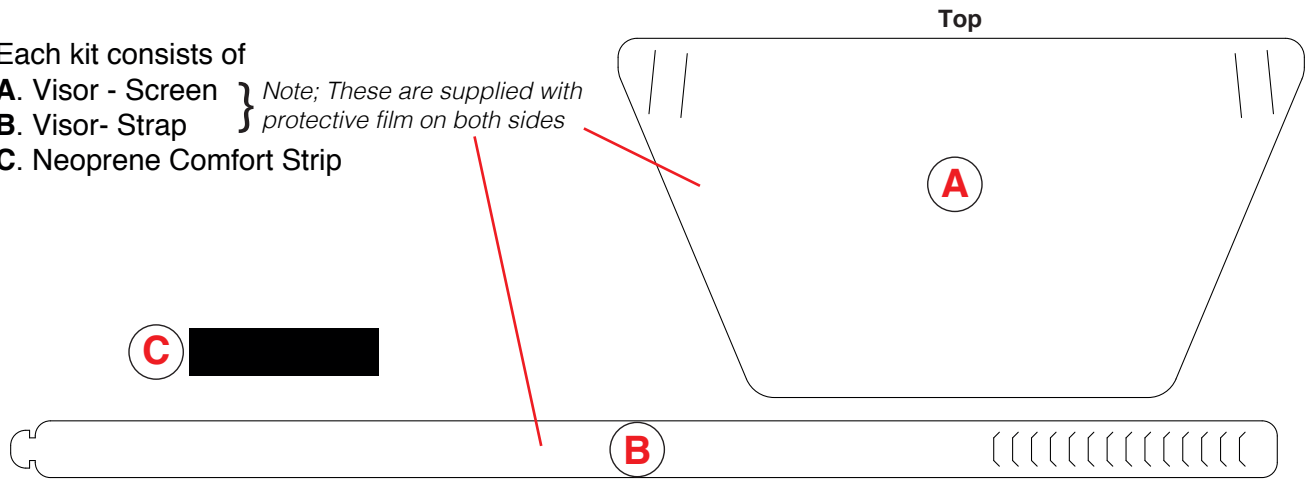


# Instructions on how to assemble Protective Face Visor

1

Each kit consists of

- A. Visor - Screen
  - B. Visor- Strap
  - C. Neoprene Comfort Strip
- Note; These are supplied with protective film on both sides*



2

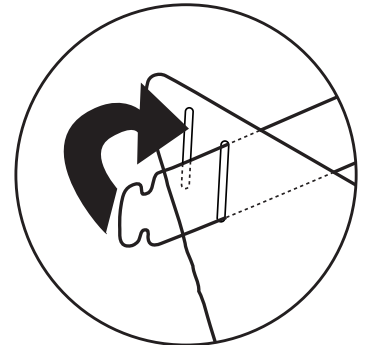
Peel off protective film from both sides of parts A and B

Peel backing strip from Neoprene strip (C) and attach to centre of strap (B)



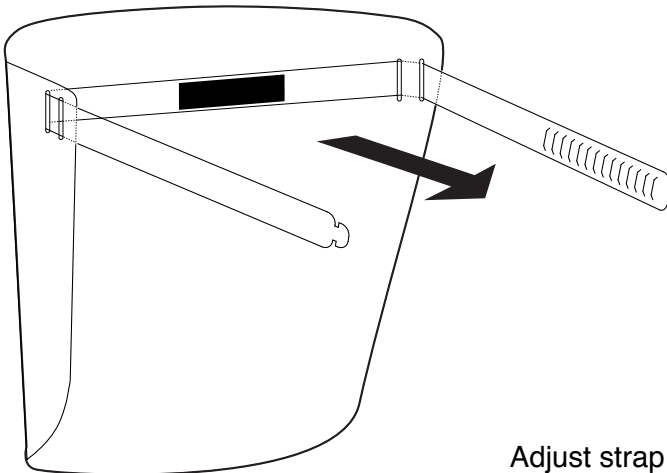
3

Feed both ends of strip in through the second slot and out through the first on either side of the mask (A)  
Ensure comfort strip is facing away from the screen & towards forehead



4

Position mask on face, Neoprene Pad to rest upon forehead



5

Adjust strap to fit head and secure using notches



## Care instructions:

Clean with a clean soft cloth, soap and warm water.  
Alcohol cleaners may also be used. Do not use any abrasive cleaners, scouring pads, brushes, or cloths with debris, which may scratch the surface of the visor.