

Crest is a stylish workstation and greeting counter constructed from MDF with high quality finish thermoformed laminated tops.

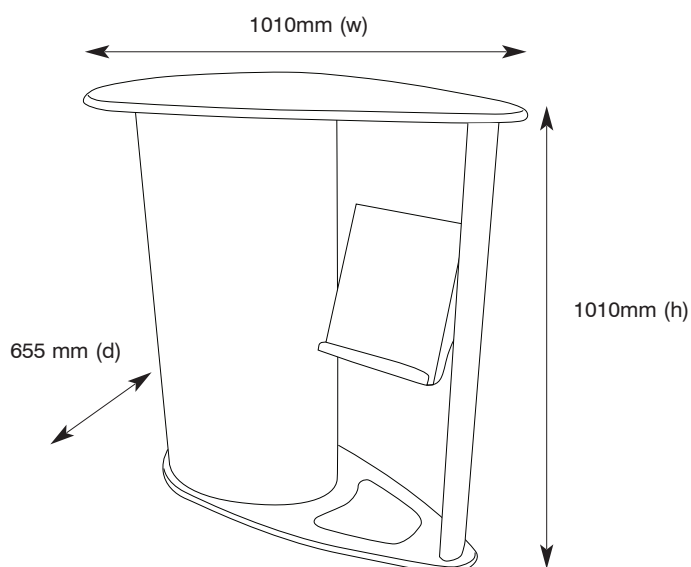


features & benefits

- Aluminium literature holder included
- Constructed from composite materials and flexible MDF tambour
- Flat packed, easy to transport and quick to assemble
- Allen key supplied
- Load bearing up to 75kgs

Tops are available in Birch, Black or Silver thermoformed finishes

- Choice of Luxury Foam Backed Loop Nylon, Front Runner or Prelude fabric wrap colours
- Beech and Aluminium tambour wraps also available




hardware specifications	wrap specifications	additional info
Overall size (h) x (w) x (d): 1010mm x 1010mm x 655mm Weight: 14kg	Tambour Wrap dimensions (h) x (w): 970mm x 1395mm If applying a graphic to the wrap, an allowance should be made to its size to accommodate material type, thickness etc.	Recommended accessory: LN112 - Aluminium Literature Holder Optional extra cost accessories: Cable management port Recommended Carry bag: AB151

Assembly Instructions

Crest assembly



Kit includes: Base, top, wrap, linear post, aluminium lit holder, fixings, and allen key.




Take the base, turn on its side and slot the screw and washer through the hole on the underneath near the narrow end.



Feed the screw into the bottom of the linear post and screw tightly to secure, using the Allen key.




Stand the base and post up now and attach the wrap around the hook and loop mount on the base, pressing firmly to secure.



Lower top onto the wrap and again, press firmly to secure the hook and loop fastening together. Secure in place by inserting and tightening screw at top of post.



The linear post should have the bar and thumbscrews already attached. Unscrew the thumbscrews, and insert through the side of the literature holder, screwing back into the bar to secure



The height and angle of the literature holder can be adjusted by loosening the thumbscrews.

